

Technical data sheet

Type 418V Non return valve System B

Applications and special features



- Vertical ascending and horizontal position (position the ball housing above the axis of the pipe)
- Minimum head loss
- Silent, robust
- Non incrustating materials
- Closing system : ball lifted up by the liquid and guided to a lateral housing completely out of the way
- Sealing guaranteed by the coating of the ball.

Technical description

DN "	mm	PN	PFA bar	PS - bar				Cat.	References	Vvs-nr
				L1	L2	G1	G2			
2	50	10/16	10	10	10	10	10	I	149B 3140V	
2 ^{1/2}	65	10/16	10	10	10	10	10	I	149B 3141V	
3	80	10/16	10	10	10	10	10	I	149B 3142V	
4	100	10/16	10	10	10	10	10	I	149B 3143V	
5	125	10/16	10	10	10	0,5	10	I	149B 3144V	
6	150	10/16	10	10	10	0,5	10	I	149B 3145V	
8	200	10	10	10	10	0,5	10	I	149B 3146V	
10	250**	10	10	10	10	0,5	10	I	149B 20187	
12	300**	10	10	10	10	0,5	10	I	149B 20063	
14	350**	10	10	10	10	0,5	10	I	Consult us	

** Type 408V

Important notice :

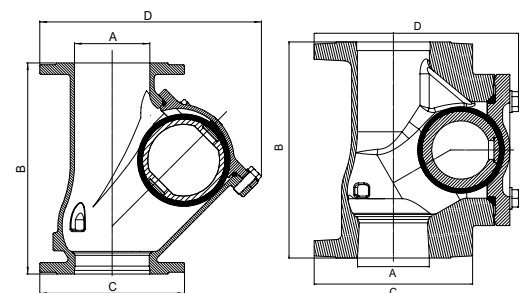
The indicated pressure for the different categories of fluids (L1/L2/G1/G2) is under no condition a guarantee of use. Therefore, it is essential to validate the use of products under given operating conditions.

- **Connection** : flanges drilled PN : see table
- **Permissible operating pressure PFA - water-** (for supply, distribution and disposal of water) : See table
- **Maximum permissible pressure PS - other mediums** : See table
- **θ** Mini. -10 °C
Maxi. 100 °C
- **Fluides admis** : Thick liquids, viscous liquids, loaded liquids
- **Approvals** :
- **International construction Standards** :
CE Conformity Directive 97/23
CE Conformity Directive 89/106/CEE EN12050-4 standard
Flange drilling according to EN1092-2
Length according to EN558 series 48 (except DN 350 : type 408V)

Overall dimensions

DN "	A mm	B mm	C mm	D mm	Gewicht kg
2	50	200	165	173	5,5
2 ^{1/2}	65	240	185	214	9,1
3	80	260	200	252	13,3
4	100	300	220	289	20,9
5	125	350	250	368	27,5
6	150	400	285	424	35,7
8	200	500	340	509	63,7
10**	250	600	400	593,5	127
12**	300	700	455	725,5	219
14**	350	875	505	820	346

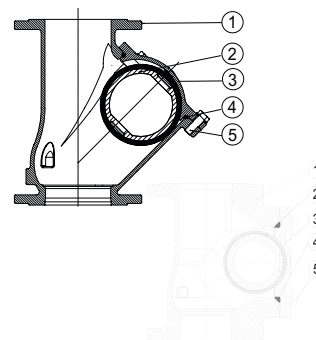
** Type 408V



Technical data sheet Type 418V - Non return valve

Spare parts list and materials

Nb	Description	Materials	EURO	ANSI
1	CASING	Ductile iron + epoxy	EN-GJS-400.15	ASTM A 536 60-40-18
2	BALL DN 50 up to 100 Other DN	Aluminium/FKM Cast iron/FKM		
3	CAP	Ductile iron + epoxy	EN-GJS-400.15	ASTM A 536 60-40-18
4	SEAL	FKM		
5	SCREW-WASHER except NUT (Type 408V)	Stainless steel Galvanised steel	X5Cr-Ni18-10	AISI 304

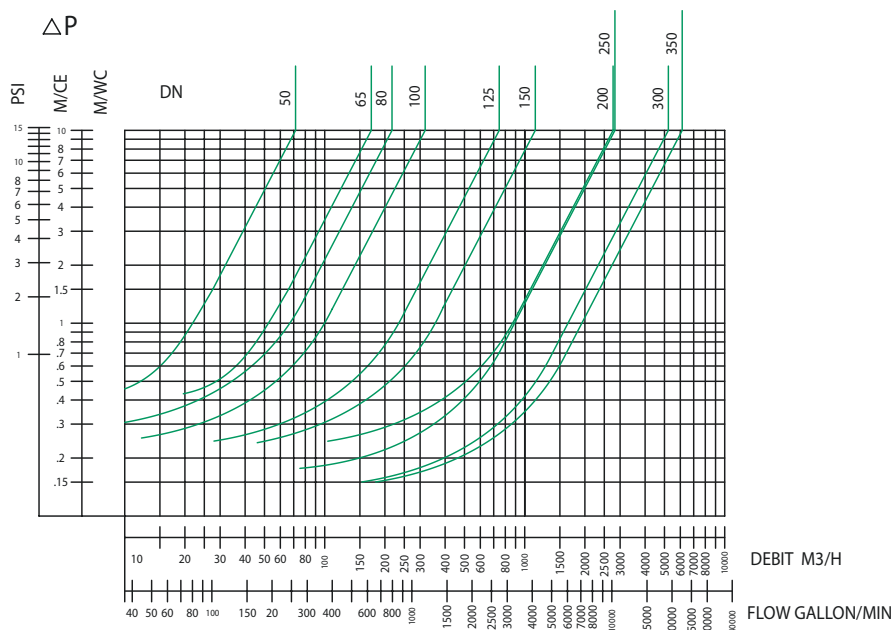


Working principle

DN		Opening pressure in mm/CE		Kv	ζ
"	mm			m ² /H	
2	50	25	near 0	71,5	1,95
2 1/2	65	30		171,5	0,97
3	80	160		217,5	1,38
4	100	160		319	1,57
5	125	170		744,9	0,7
6	150	200		1133,7	0,63
8	200	250		2766	0,33
10	250	180		2826	0,78
12	300	200		5228	0,48
14	350	220		6132	0,64

Directions for use :

- Solid line : Valve completely open



Socla can accept no responsibility for possible errors in catalogue, brochures and other printed material. Socla reserve the right to alter its products without notice. This also applies to products already agreed. All trademarks in this material are the property of the respective companies. All right reserved.

Socla SAS

365 rue du lieutenant Putier
71530 VIREY LE GRAND
Postal address : BP 10273
71107 CHALON SUR SAONE Cedex

Tel : 33 3 85 97 42 52
Fax : 33 3 85 97 97 42
<http://www.socla.com>
e-mail: commerfr@socla.com