

Technical data sheet

Type 418F Non return valve System B

Applications and special features



- Vertical ascending and horizontal position (position the ball housing under the axis of the pipe)
- Minimum head loss
- Silent, robust
- Non incrustating materials
- Closing system : floating ball normally open ; goes back on the seat if water flows back from downstream.
- Sealing ensured by the elastomer coating on the ball.

Technical description

DN "	mm	PN	PFA bar	References	Vvs-nr
2 ^{1/2}	65	10/16	10	149B 3141F	
3	80	10/16	10	149B 3142F*	
4	100	10/16	10	149B 3143F	
5	125	10/16	10	149B 3144F	
6	150	10/16	10	149B 3145F	
8	200	10	10	149B 3146F	
10	250**	10	10	149B 2907F	
12	300**	10	10	149B 2908F	
14	350**	10	10	149B 2909F	

Important notice :

The indicated pressure for the different categories of fluids (L1/L2/G1/G2) is under no condition a guarantee of use. Therefore, it is essential to validate the use of products under given operating conditions.

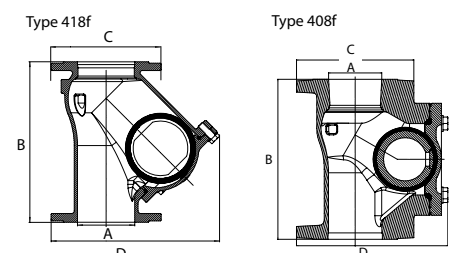
- **Connection** : flanges drilled PN : see table
- **Permissible operating pressure PFA - water-** (for supply, distribution and disposal of water) : See table
- **Maximum permissible pressure PS - other mediums** : See table
- **θ** : Mini. -10 °C
Maxi. 60 °C
- **Mediums** : Thick liquids, viscous liquids, loaded liquids
- **Approvals** :
- **International construction Standards** :
Flange drilling according to EN1092-2
Length according to EN558 series 48 (except DN 350: type 408F)

** Type 408F

Overall dimensions

DN "	A mm	B mm	C mm	D mm	Weight kg
2 ^{1/2}	65	240	185	214	8,8
3	80	260	200	252	12,9
4	100	300	220	289	20,2
5	125	350	250	368	25,1
6	150	400	285	424	30,9
8	200	500	340	509	51,9
10**	250	600	400	593,5	115,1
12**	300	700	455	725,5	198,2
14**	350	875	505	820	320,1

** Type 408F

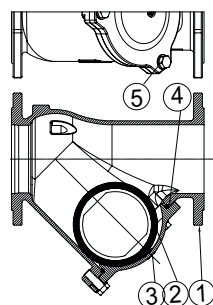


Technical data sheet Type 418F - Non return valve

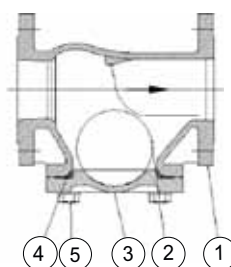
Spare parts list and materials

Nb	Description	Materials	EURO	ANSI
1	CASING	Ductile iron + epoxy	EN-GJS-400.15	ASTM A 536 60-40-18
2	BALL	Steel + NR		
3	CAP	Ductile iron + epoxy	EN-GJS-400.15	ASTM A 536 60-40-18
4	SEAL	NBR		
5	SCREWS-WASHER except NUTS (Type 408F)	Stainless steel Galvanised steel	X5Cr-Ni18-10	AISI 304

Type 418f



Type 408f



Socla can accept no responsibility for possible errors in catalogue, brochures and other printed material. Socla reserve the right to alter its products without notice. This also applies to products already agreed. All trademarks in this material are the property of the respective companies. All right reserved.

Socla SAS

365 rue du lieutenant Putier
71530 VIREY LE GRAND
Postal address : BP 10273
71107 CHALON SUR SAONE Cedex

Tel : 33 3 85 97 42 52
Fax : 33 3 85 97 97 42
<http://www.socla.com>
e-mail: commerfr@socla.com