DYSTRYBUTOR
Valmark Sp. z o.o.
tel: (22) 868 58 58
mail: biuro@valmark.pl

SOCLA

Technical data sheet

Type Y666

Y pattern strainer

Applications and special features



- Protection of pumps, valves, pressure reducing valves, against any impurity in the piping system (rust, seal fragments, foreign bodies).
- Filtration DN : 600 microns

Technical description

DN	PFA	PS - bar				Cat.	References	Vvs-nr
"	bar	L1	L2	G1	G2			
1/4	40	40	40	x	x	3.3	**149B 5271**	
3/8	40	40	40	x	x	3.3	**149B 5272**	
1/2	40	40	40	x	x	3.3	**149B 5273**	
3/4	40	40	40	x	x	3.3	**149B 5274**	
1	40	40	40	x	x	3.3	**149B 5275**	
1 ¼	40	40	40	x	x	3.3	**149B 5276**	
1 ½	40	40	40	x	x	3.3	**149B 5277**	
2	40	40	40	x	x	3.3	**149B 5278**	

- **Connection :** female/female, BSP thread
- **Permissible operating pressure PFA - water :** see table
- **Maximum permissible pressure PS - other mediums :** See table
- θ Mini. -10 °C
  Maxi. 175 °C
- **Mediums :** Corrosive liquids
- **International construction Standards :**
  Thread connection according to NF EN ISO 228-1

Important notice :

The indicated pressure for the different categories of fluids (L1/L2/G1/G2) is under no condition a guarantee of use. Therefore, it is essential to validate the use of products under given operating conditions.

Overall dimensions

DN	A	B	C	Weight
"	mm	mm	mm	kg
1/4	10	57	32	0,150
3/8	10	57	32	0,150
1/2	15	61	36	0,210
3/4	20	70	41	0,280
1	25	86	44	0,460
1 ¼	32	100	51	0,680
1 ½	38	111	59	0,920
2	51	138	72	1,450

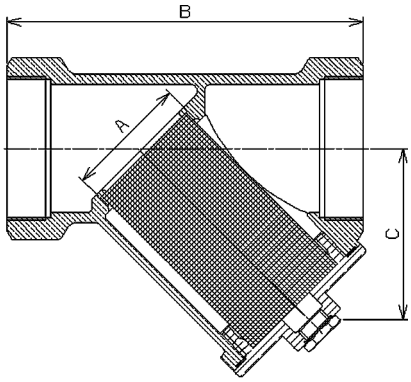

Spare parts list and materials

Nb	Description	Materials	EURO	ANSI
1	CASING	Stainless steel	GX5CrNiMo19-11-2	ASTM A 351 Gr CF8M
2	STRAINER	Stainless steel	X5CrNiMo17-12-2	AISI 316
3	SEAL	PTFE		
4	CAP	Stainless steel	GX5CrNiMo19-11-2	ASTM A 351 Gr CF8M
5	PLUG	Stainless steel	X5CrNiMo17-12-2	AISI 316
6	SEAL	PTFE		

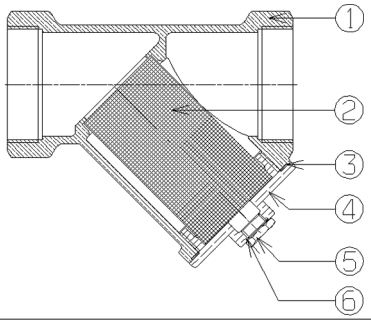

Working principle

DN		Kv	ζ
"	mm	m³/H	
1/4	8/13	0,50	1,00
3/8	10/11	0,65	3,00
1/2	15/21	1,03	3,80
3/4	20/27	5,30	7,40
1	26/34	8,70	8,70
1 ¼	33/42	13,30	9,00
1 ½	40/49	19,34	8,80
2	50/60	30,21	11,5

Direction for use :

- Solid line : Valve completly open
- Dotted line : opening stage of valve

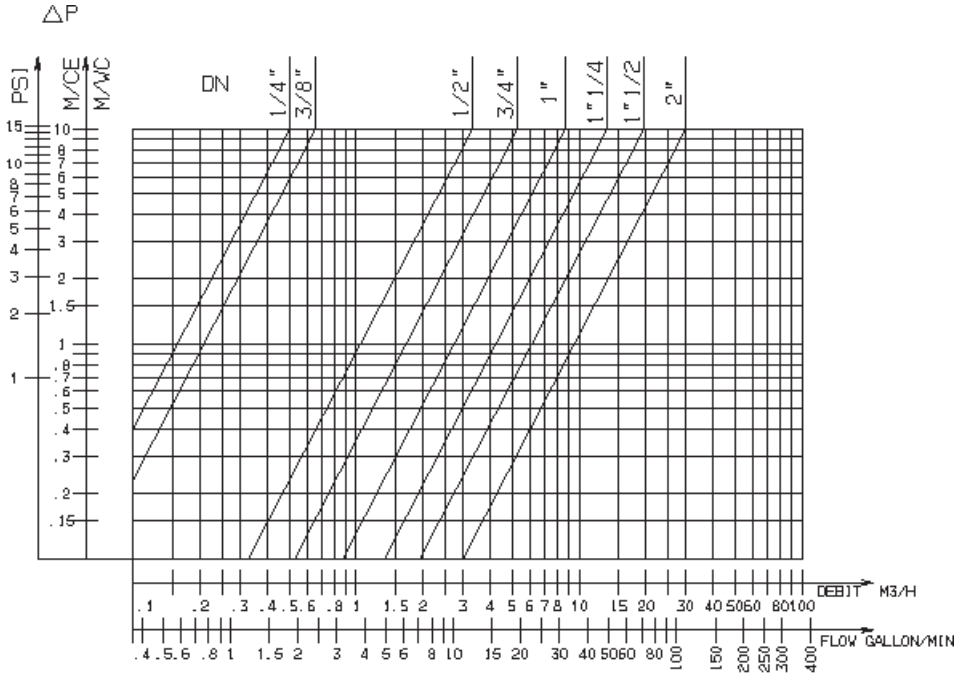

Socla can accept no responsibility for possible errors in catalogue, brochures and other printed material. Socla reserve the right to alter its products without notice. This also applies to products already agreed. All trademarks in this material are the property of the respective companies. All right reserved.

Socla

365 rue du lieutenant Putier
71530 VIREY LE GRAND
Adresse postale : CS 10273
71107 CHALON-SUR-SAÔNE Cedex

Tel : 33 3 85 97 42 42
Fax : 33 3 85 97 97 42
http://www.socla.com
e-mail : contact@socla.com